



**NTC**

Faith. Knowledge. Action.

**LIBRARY STUDENT HANDBOOK**  
JOHN D. FULTON LIBRARY  
**2021**

**NAZARENE THEOLOGICAL COLLEGE**

*A Member Institution of the Sydney College of Divinity Ltd*

*Trading as Sydney College of Divinity*

Sydney College of Divinity CRICOS Provider No. 02948J

40 Woodlands Drive, Thornlands QLD 4164 Australia

Phone: +61 7 3206 4177 | Fax: +61 7 3206 0081

Email: [office@ntc.edu.au](mailto:office@ntc.edu.au) | Website: [www.ntc.edu.au](http://www.ntc.edu.au)

***Deepening Faith, Expanding Knowledge, Inspiring Christlike Action***

# Table of Contents

INTRODUCTION .....	4
JOHN D. FULTON LIBRARY AND ITS NEW ZEALAND CAMPUS.....	4
GENERAL RULES.....	5
OPENING HOURS .....	5
FOR NTC REGISTERED USERS: DURING TRIMESTER.....	5
FOR NON-NTC REGISTERED USERS: DURING ACADEMIC YEAR .....	6
DURING TRIMESTER BREAKS .....	6
STAFF LIBRARIAN.....	4
LIBRARY .....	6
CLASSIFICATION SYSTEM.....	6
HOW TO FIND THE ITEM YOU WANT .....	8
WHAT IF THE ITEM IS NOT ON THE SHELF OR CANNOT BE FOUND?.....	8
USING OPALS LIBRARY CATALOGUE.....	9
SEARCHING THE LIBRARY CATALOGUE .....	9
TO PERFORM A SEARCH FROM HOME COMPUTER.....	9
ACCESSING YOUR LIBRARY ACCOUNT.....	9
USING THE CIRCULATION COMPUTER .....	10
SEARCHING FOR LIBRARY ITEMS .....	10
BORROWING LIBRARY ITEMS.....	10
RETURNING LIBRARY ITEMS.....	10
RENEWING LIBRARY ITEMS IN THE LIBRARY .....	10
RENEWING LIBRARY ITEMS FROM HOME .....	11
RESERVING LIBRARY ITEMS (HOLD) .....	11
NON-CIRCULATION COLLECTIONS.....	11
JOURNALS AND PERIODICALS.....	11
REFERENCE COLLECTION.....	12
WESLEYAN, NAZARENE AND RARE BOOK COLLECTIONS .....	12
RESTRICTED BORROWING ITEMS.....	12
FROZEN/RESERVED BOOKS.....	12
BORROWING / RETURNING PROCEDURES .....	12
NEW ZEALAND CAMPUS.....	13
GENERAL.....	13
BORROWING PROCEDURE .....	13
Residential Students .....	13
Non-Residential (External) Students .....	13
BORROWING LIMITS.....	14
Undergraduate Students.....	14

Graduate & Research Students.....	14
RETURNING LIBRARY ITEMS.....	14
RENEWING ITEMS.....	14
PLACING ITEMS ON 'HOLD'.....	14
INTERLIBRARY LOANS (ILL).....	14
DOCUMENT DELIVERY OF ILL.....	15
OVERDUE FEES, LOST OR DAMAGED BOOKS.....	15
DIRECTED STUDY.....	15
PHOTOCOPYING / PRINTING.....	15
LIBRARY WEB PAGE.....	15
ONLINE JOURNAL DATABASES.....	16
EBSCOHOST RELIGION & PHILOSOPHY DATABASE.....	16
RELIGION & PHILOSOPHY COLLECTION & EBOOK COLLECTION.....	16
AULOTS.....	17
LIBRARY LAYOUT.....	18

**OPALS online catalogue:** <http://ntcb-gnec.kari.opalsinfo.net/bin/home>

## INTRODUCTION

Welcome to the John D. Fulton Library, an indispensable service of NTC (Nazarene Theological College).

This Handbook outlines information that will help you maximise your library use and time. The library offers many resources that will benefit both your course studies and ministry opportunities.

Our main objective is one of support for faculty and students (regardless of the level at which you study) in having the highest possible experience for the quest for knowledge and growth in the fields of religion, theology, spirituality, ministry and connected disciplines.

If you encounter any difficulty locating resources, please do not hesitate to ask the library staff.

We trust your time in the library will be positive and beneficial.

### STAFF LIBRARIAN

Mrs Andrée Pursey (Monday to Thursday)

Email: [apursey@ntc.edu.au](mailto:apursey@ntc.edu.au)

Phone: (07) 3206 4177

### LIBRARY ASSISTANT

Phone: (07) 3206 4177

## JOHN D. FULTON LIBRARY AND ITS NEW ZEALAND CAMPUS

The library contains approximately 40,000 items, with access to over 350 academic journals, including e-journals through the Ebscohost platform, which gives access to the database **Religion & Philosophy** (R&P). Ebooks are also a service offered by the library. This service is attached to the Ebscohost platform as well, which make research quick and easy for academic online resources.

The library focuses on topics covered during a prescribe academic year, with special emphasis on works by John and Charles Wesley and Wesleyanism/Methodism. The library also holds a collection dedicated to Christian education and Worship. It is to be noted that our library keeps the archives of the Church of the Nazarene, Australia. It may be viewed by appointment.

In the study area of the library, networked computers with WI-FI accessibility are available for research and general academic work leading to the completion of assignments. A printer/ scanner is provided for students and staff. Printing cost \$0.10 per sheet one-sided, black and white. Scanning is cost-free.

**NOTE:** library staff can demonstrate the use of printer/scanner.

## GENERAL RULES

1. NO FOOD OR DRINK is to be taken into the library at any time. The only exception is a pop top water bottle. Because of the potential loss and damage through food or drink spillage, infringement of this policy will lead to a loss of library privileges for a period to be determined. It may also imply payment for replacement if damages are too great.
2. Please do not damage or deface books or mark them in any way, even with a pencil. Do not bookmark a book by folding corners.
3. Be especially careful with book spines when photocopying. The photocopier allows you to copy without putting the lid down. Pressing the book pages on the printer glass too much will result in breaking the spine.
4. Handle books with care. Do not leave open books face down or use other books as bookmarks; rather use a standard bookmark (usually located between the catalogue and circulation computers).
5. Be as quiet as possible in the library building as this is a study area for students, faculty and staff.
6. Children must be supervised by parents or supervisors.
7. Your cooperation is needed in keeping the library tidy. All study tables must be cleared of books and personal items at the close of the library hours. Books must be put on the library circulation trolley located near the entrance/exit and rubbish must be disposed of in the rubbish bin.
8. Do not re-shelve books yourself. Rather return them to the library circulation trolley. Do not leave personal items in the library, such as handbag, purse, laptops, clothes, etc.
9. Laptop bags and laptops are allowed in the library. The library staff reserves the right to check the bags when patrons exit the building.
10. All items borrowed from the library must be returned before graduation celebration (usually in November of each year).
11. All outstanding library fines need to be paid in full before graduation celebration.
12. In the case of fire, leave the building quickly using the nearest emergency exit and go to the fire evacuation centre, which is the car park outside the Administration Office.

## OPENING HOURS

### FOR NTC REGISTERED USERS: DURING TRIMESTER

Monday 8:00am – 5:00pm  
Tuesday 8:00am – 5:00pm  
Wednesday 8:00am – 5:00pm  
Thursday 8:00am – 5:00pm  
Friday 9:00am – 4:00pm  
*(This schedule may change during the year)*

Weekend Closed  
Public holidays Closed

**NOTE:** There can be supervised library access after regular hours if necessary during trimesters

#### **FOR NON-NTC REGISTERED USERS: DURING ACADEMIC YEAR**

Monday to Thursday      8:30am – 5:00pm

#### **DURING TRIMESTER BREAKS**

Library hours during trimester breaks are as usual; refer to the library webpage or the library notice board as changes may happen.

#### **FINAL 2 WEEKS OF A TRIMESTER**

Extra opening hours may be considered (on demand only).

## **LIBRARY**

The library is open to all NTC faculty members, staff and students. Library patrons may borrow items from the collection as outlined under *Borrowing and Returning Procedures*.

#### **ASSOCIATE MEMBERS**

Non-NTC staff and students may become Associate Members/Friends of the library. A cost of \$65 per trimester (February to May, May to August and August to November) is applied, but discount is given to seniors and retirees.

Students from other institutions will need to provide a copy of their Student ID, a letter from their college library confirming student status, and complete the application form available in the library office.

Associate Members are welcome to borrow any books, except for frozen/reserved or short-term loan books, references or items from the special collections (See *Borrowing and Returning Procedures*).

## **CLASSIFICATION SYSTEM**

The John D. Fulton Library uses the Library of Congress classification system (LC); resources are grouped under subject headings. The library catalogue is accessible on-line 24/7 through the following direct link: <https://ntcb-gnec.kari.opalsinfo.net/bin/home> or the NTC website homepage: <http://www.ntc.edu.au>.

The books acquired from the Kenmore Christian College Library (now ACOM), are classified using the Union Theological Seminary system, and are found on the brown and beige shelves at the back of the General section. They are progressively converted to the LC classification system. Signs are posted at the end of each stack to help direct you to subject areas.

#### **HOW TO USE THE LIBRARY OF CONGRESS CLASSIFICATION**

There are two ways to locate a book in the library:

1. browsing the shelves in the required subject area; or
  2. searching the catalogue for the Author, Title, Subject, Call Number or Location.
- The call number, which is printed on the spine of the book, is shelved in alpha-numeric order.

Call numbers begin with letters of the alphabet. Each letter stands for a broad subject grouping; following letters and numbers narrow down the subject. No two titles have the exact same call number.

*For example:*

Read these letters in alphabetical order:  
A, B, BF, BS, BT, BV, BX, L, LB, P, PE, Z, ...

**BS**  
**195**

Read these numbers in numerical order:  
1, 2, 3, 45, 100, 101, 1000, 2000, 2430...

The second line is a combination of a letter and numbers or just a number. Read the letter alphabetically or the number progressively. The number is a decimal, eg. .C65 = .65 or .C724 = .724 or .2, .3, .4, etc. Some call numbers have more than one combination letter-number line eg. M613 W4 1993.

**.N37**  
**2009**

This is the year the book was published. Chronological order:  
1985, 1987, 1991, 2000, 2010.

The following call numbers would be shelved in this order:

1. **LB2395.C398 2010**
2. **LB2395.C43 2013**
3. **LB2395.C65 2005**
4. **LB2395.C8 2009**
5. **LB2450.4.N98 2004**

One important thing to remember with call numbers is the rule “nothing comes before something” – *for example:*







**QA349.M613 2004**








will be found on the shelf before

**QA349.M613 W4 1998**

### CALL NUMBER PREFIX

When a call number looks like the examples above, (eg. BS195.N37 2009), the book is shelved in the **General Collection**. Some call numbers, however, include a **collection prefix** (eg. REF BS195). The following table indicates the collection codes used in OPALS and where they are located in the library.

PREFIX	COLLECTION	LOCATION
No Prefix	 - General	The centre floor of library
	 - ebooks	Ebscohost database <a href="https://search.ebscohost.com">https://search.ebscohost.com</a>
A/V	 -  -  -  - Audio Visual	Shelved - back side right wall

CUR	 - Curriculum	Located at the front before REFERENCE section. These books have yellow dots and are not of great academic content.
NAZ	Nazarene memorabilia & historical documents	Locked Wesley Room
PER	 - Journals & Periodicals	Current issues are found on wall shelves at the back left of the library. Journal titles are stored alphabetically (PER/BTB, PER/SCE). Digital journals are available through the Ebscohost database
RARE	 - Rare Books	Locked Wesley Room
REF	 - Reference	Located on the grey shelves opposite the Wesley Room
WES	 - Wesleyan resources  - Wesleyan Theological Journal  - Proceedings of the Wesley Historical Society	Locked Wesley Room

## HOW TO FIND THE ITEM YOU WANT

1. Secure the call number of the book from the Library Catalogue (OPALS). The location of a specific collection is signified using the following abbreviations: REF (Reference), CUR (Curriculum), NAZ (Nazarene), RARE (Rare), WES (Wesleyan), and A/V (Audio-Visual).
2. **Reference books** are located on the grey shelves next to the Special Wesley room. These resources cannot be borrowed.
3. **General collection** is found on the main stacks in the centre of the library.
4. **Curriculum section** is located in the corner front of the library before the reference section.
5. **Wesleyan, Rare, and Nazarene Collections** are locked in the Wesley Room. The library staff will need to unlock the door. These resources are not for loan.
6. **All A/V items** are usually kept in the Librarian's office. Ask the library staff to assist you with your request. However, copied CDs - DVDs may be found inside books (kits/sets - originals are kept in the Librarian's office). There is also an A/V section along the back side of the library opposite the Kenmore section.
7. **Ebooks** and **digital journal articles** are found through the Ebscohost ebook and the Religion & Philosophy databases; the Internet link for both is: <https://search.ebscohost.com>. Access is also available through the NTC website. Only enrolled NTC students and faculty members have access to the databases. Username and password are required for Ebscohost (please ask the Librarian for those details).

## WHAT IF THE ITEM IS NOT ON THE SHELF OR CANNOT BE FOUND?

- Check the catalogue – do you have the correct call number, collection and location. Check if the item listed as AVAILABLE, FROZEN, IN PROCESS or OUT?

- Check the books (journals) near or around where the item should be shelved. Another user may have incorrectly re-shelved it or it could be in use in the study area. The journal shelves can be lifted to access older issues. Past years issues can also be found in archived boxes opposite the journal shelves.
- Check the 'Reserve' shelves near the REFERENCE section (books on "Reserve" shelf are not set every year). They are books placed under the current Trimester's subjects (at the request of the lecturers), which are frozen (no borrowing privileges) or kept for short borrowing periods (2 to 5 days). Patrons can put these items on 'hold' if they are already borrowed. 'Hold' can also be placed on any other items found in other collections when they are temporarily unavailable.
- Ask for assistance at the circulation desk or see the Librarian. If the book is on loan, a patron may request a "hold" on the item. When the item is returned a notice will be sent advising that the resource is again available for loan.

## USING OPALS LIBRARY CATALOGUE

The library catalogue is an OPAC (Online Public Access Catalogue) using the 'OPALS' software program (Open-source Automated Library System), which is web based and available 24/7.

From the catalogue computer in the library, start the search by keyword, title, author, subject, etc.

From home, go to <https://ntcb-gnec.kari.opalsinfo.net/bin/home> and start the search. For more convenience, bookmark the web page on your computer.

### SEARCHING THE LIBRARY CATALOGUE

The library catalogue offers you a choice of two search methods: Basic and Advanced.

#### TO PERFORM A SEARCH FROM HOME COMPUTER

1. Open the library catalogue <https://ntcb-gnec.kari.opalsinfo.net/bin/home>.
2. Login using your user and password details found on the library card.
3. Write "subject term" in the "Search Terms box" and click "search". You can also pick the location (general, ebook, journal, etc.) and choose between fields (author, title, subject, etc) to narrow the search.  
*NOTE:* when searching for author's name, remember the surname comes first, eG. Taylor, Jack (for Jack Taylor).  
*NOTE:* to help narrow your search, the "advanced" search allows you to also select the material type, circulation type, and fields.
4. Click 'Search'. A list of items should come up for you to search through. On the left side is where you can see if a resource is in or out ("1 of 1" for in and "on loan" for out).
5. When finished, ensure you log out before leaving the library website.

### ACCESSING YOUR LIBRARY ACCOUNT

OPALS allows patron to view personal information on loans. Patrons can renew loans and hold items for eventual loan (holds have a time limit). Patrons can also view outstanding fine balances, and estimated fines due for items overdue.

*NOTE:* patrons receive a due date notice on book loans, usually three days before loans are tabulated into fines. It is the patron's responsibility to manage their book loans appropriately to avoid fines.

1. At home, open the library catalogue and login with your username and password (usually set at the beginning of a trimester – see the Librarian for more details).
2. Click on “My File” tab (top left-blue tab).
3. Once you're done viewing your account, log out or click “Home” tab for more research.

## **USING THE CIRCULATION COMPUTER**

In the library study area next to the Librarian's office, one computer is reserved for searching the catalogue, and one for circulation (borrowing resources). It is located immediately on your left when accessing the area on entering the building. The computer is always on (and is not to be turned off). Just move the mouse to bring the monitor to life or press the 'on' button of the monitor to bring up the picture.

### **SEARCHING FOR LIBRARY ITEMS**

1. OPALS is open and ready to be used (online catalogue accessible 24/7).
2. Write in the 'Search Terms' box what you are looking for and click 'search'.
3. Write down the 'spine label number' on a piece of paper (usually found in box next to the catalogue computer), making sure the book is not on loan, and find the item in the general section of the library if you intend to loan items.
4. When all the resources you need are found, loan items from the circulation computer.

### **BORROWING LIBRARY ITEMS**

The circulation computer and your library card can be used to borrow library items.

1. 'Found patron' by scanning the library card barcode (wait until you see your name on the monitor screen).
2. Once your name is up, scan the book “NTC library barcode” located on the top right of the back cover. Repeat the same process (scanning book barcode) until all the items you wish to borrow are in your library page.
3. When you are all done, either click to close or leave it and your page will logout automatically.

*NOTE:* the Librarian can help patrons to borrow; just bring items you wish to loan to the Librarian's desk.

### **RETURNING LIBRARY ITEMS**

1. Patrons can leave loans with the Librarian who will then return the books.
2. Patrons can simply put loans on the return trolley.
3. Patrons do not return books from the circulation computer or put the books back on shelves without the Librarian knowledge.

### **RENEWING LIBRARY ITEMS IN THE LIBRARY**

Use a working computer in the study area, **not** the circulation computer or the catalogue computer.

1. Open the computer to the library catalogue: <https://ntcb-gnec.kari.opalsinfo.net/bin/circ/return>.
2. Log in with your username and password (your personal library login details appear on your library card).
3. Click 'My File'
4. Click the 'Renew' button beside the titles you wish to extend the borrowing period for, or click 'Renew All'.  
*NOTE:* patrons are given two renews for each item on loan.
5. Logout and close the computer.

#### RENEWING LIBRARY ITEMS FROM HOME

1. Open OPALS catalogue: <https://ntcb-gnec.kari.opalsinfo.net/bin/circ/return>.
2. Log in with your username and password (your personal library login details appear on your library card).
3. Click 'My File' tab (top left)
4. Click the 'Renew' button beside the titles you wish to extend the borrowing period for, or click 'Renew All'.  
*NOTE:* students are given two renews for each item on loan.
5. Logout.

#### RESERVING LIBRARY ITEMS (HOLD)

1. Open OPALS <https://ntcb-gnec.kari.opalsinfo.net/bin/home>
2. Login with your username and password (your personal library login details appear on your library card).
3. Click 'My File'
4. Click on 'Reserve' tab
5. Enter the NTC library barcode number of the item you wish to put on hold.
6. Click 'Add to reserve list'.
7. Select the date you plan to come to the library to pick up your 'hold' item and click 'Reserve'.
8. A note will be sent to the Librarian, who can then put the item(s) aside.

## NON-CIRCULATION COLLECTIONS

The **non-circulation** sections of the library are Journals (PER), References (REF), Wesleyan (WES), Rare (RARE) and Nazarene (NAZ) Collections. This means these items are **not available** for check-out and are not to be taken out of the library building.

#### JOURNALS AND PERIODICALS

The library subscribes to numerous journals, mostly scholarly, and few popular. **Periodicals may not be taken out of the library at any time.** However, articles may be photocopied or scanned in accordance with the Copyright Regulations, which is displayed above the photocopier and beside each computer in the library's study area. The rule is usually 10% of a publication or one book chapter, one article per journal. It is also possible to scan and email the document (see Librarian for details).

Article titles are put in OPALS along with an abstract, when available. Full articles can be accessed through the database (Religion & Philosophy - Ebscohost). Not all the latest periodical issues for which NTC subscribe to appear on the database. The latest print journals which NTC subscribe to are available in the library. Publishers hold the rights for online accessibility (check reference links as well as the R&P database). The reference Librarian can help with online references (this service is prioritized for graduate students). Scholarly websites are promoted in 'Pathfinders' (see Library online catalogue OPALS) and through the NTC website: <https://ntc.edu.au/library/research-links>. You are encouraged to take advantage of these great resources and register to your respective State Library for online database such as JSTOR and ProQuest.

## REFERENCE COLLECTION

The Reference Collection incorporates items such as commentaries, concordances, encyclopaedias, dictionaries, Bible handbooks, church manuals and liturgical handbooks. These items cannot be borrowed but can be referenced, photocopied, and used in the library. These items must be returned to the library circulation trolley after use. ***Please do not put the resources back on the shelves yourselves; the library keeps statistics of usage.***

## WESLEYAN, NAZARENE AND RARE BOOK COLLECTIONS

The Wesleyan Collection, Nazarene Collection and Rare Books are locked in the Wesley Room. These collections are accessible on request (see the library staff). ***These books are used as reference only and cannot be borrowed.*** They must be returned to the Librarian after use. Any material of these collections to be photocopied will be done by the library staff (particularly those of the 'RARE' section).

## RESTRICTED BORROWING ITEMS

### FROZEN / RESERVED BOOKS

Frozen / Reserved Books are located near the study area (not every year). These are books placed on RESERVE SHELF by NTC lecturers and are identified as high use academic material. Reserved books are labelled to indicate their status, eg. whether FROZEN (non-circulating / not for loan), or short-term loans (limited loan time). The 'Not for loan' volumes/texts are to be used in the library only and returned to the book trolley after use. However, a lecturer may allow an over-night loan of these books, on special request. If it is the case, a maximum of two (2) reserved books may be borrowed at closing time and must be returned to a library staff before 11am the following day.

## BORROWING / RETURNING PROCEDURES

The library is primarily for the use of enrolled NTC students, faculty, staff, and associate members. Items borrowed from the library are the responsibility of the borrowers. All overdue fines, and/or cost of damaged or missing books will be billed to the patron's account.

The library generally does not keep multiple copies of any title. It is possible, however, that in high demand periods (especially when academic assignments are being prepared) the borrowing period needs will be restricted to allow all students equitable access to the various resources. These items will be identified as such.

*NOTE:* textbooks are the resources lecturers use regularly. Students are encouraged to buy the textbooks suggested for courses in which they are enrolled. The library tries, when available, to also provide textbooks not only in physical form, but also as ebooks through Ebsco.

## NEW ZEALAND CAMPUS

NTC Brisbane provides the physical and digital textbooks for courses held during an academic year. Not all textbooks are available in digital format through Ebsco. In this case, students may have to rely on Kindle for digital format and bookstores such as Book Depository (free shipping) for hardcopy.

## GENERAL

A course subject begins when lectures start and ends on the final assignment's due date.

***Please make sure all borrowed items are returned promptly to enable equitable use of the library resources for all students.***

Take good notice of the 'due date' for each item borrowed and return resources by closing time of 'due date' to avoid any fines (5pm on due date).

*NOTE:* the borrowing is by DATE not TIME – for instance, a 2-day loan book borrowed at 9.30pm on 5 February is due back before closing time (5pm) on 7 February. An overdue item incurs a fee of \$1 per day, per item past the due date. See 'Overdue Fees and Lost Books'.

*For external students:* The postage stamp is used as evidence of the due date. There is no fine involved when books arrive at NTC after the due date as long as the Post stamp matches the due date (or before).

## BORROWING PROCEDURE

### Residential Students

Take the library items to the self-check computer next to the library office or check out books with the Librarian.

1. Scan library card (wait to see patron name on screen).
2. Scan NTC library barcode items one at a time (located top right back cover).
3. Click finish or leave (the screen will change automatically).
4. Library staff can process the borrowings if patron forgot library card.

### Non-Residential (External) Students

Either phone the library staff or send an email listing the items required. These items, according to their availability, will be posted to you with a borrowing period of 21 days, with allowance for postage time.

External students are required to pay an initial \$50 at the beginning of a trimester (held at the administration office) to cover postage. Please check with the Registrar for forms and procedures.

A statement is sent periodically enabling patrons to see the status of their account, which needs to be kept in credit. Resources will not be posted if the patron's account does not have enough funds. External students are therefore encouraged to well manage their account to assure fluidity of access to the library's resources. Any remaining money left in a patron's account is refunded upon graduation.

## **BORROWING LIMITS**

### **Undergraduate Students**

- Maximum of 5 books during *intensive blocks* with no consecutive renewals (These books are generally marked 1, 2 or 4 day loan).
- Maximum of 10 books for trimester-long subjects.
- *Residential Students*: 10 day loan.
- *External Students*: 28 day loan.

### **Graduate & Research Students**

- Maximum of 5 books during *intensive blocks* with no consecutive renewals (These books are generally marked 1, 2 or 4 day loan).
- Maximum of 15 books (28 day loan).

## **RETURNING LIBRARY ITEMS**

Place returned library items on the trolley located outside the Library office next (side) to the circulation computer. *Please do not re-shelve books*. External students (see previous article).

## **RENEWING ITEMS**

A book may be renewed if no 'hold' has been placed on it. There are two ways to renew books. Access your personal library page online or contact the library staff, either at the library desk, over the phone, or by email. The library catalogue (OPALS) is <https://ntcb-gnec.kari.opalsinfo.net/bin/home>.

**NOTE:** if an item is reserved by another patron, it is on 'hold'; renewal is not possible for that item.

## **PLACING ITEMS ON 'HOLD'**

This service allows a patron to be put in a 'queue' for a resource already on loan. Patrons can put any items of the general collection on 'hold/reserve' using the online catalogue (OPALS). The library staff will provide assistance if needed. Once the book becomes available, the next patron in line will be notified to pick up the 'hold/reserve' item.

## **INTERLIBRARY LOANS (ILL)**

Interlibrary Loans are available to graduate students (the NTC library is well stocked; undergraduates will find all they need for every subjects). When a specific resource is not held by the NTC library but is available at another location, the library staff will organise an interlibrary loan. Any costs incurred (eg. ILL fees and postage) is the responsibility of the borrower, not the institution.

The standard fee for ILLs across Australia is set at \$16.50, but some libraries do charge more or less. For Queensland, libraries (members of ANZTLA, Australian New Zealand

Theological Librarians Association) have a 'no fees' agreement on ILL. However, an institution may make discretionary decision regarding ILL which takes precedence on library agreements. This is the case for the ACU (Australian Catholic University), Banyo. Furthermore, ILL fees are liable to change without notice.

### **DOCUMENT DELIVERY OF ILL**

It is the student's responsibility to find an item held by another library in Australia or New Zealand (theological or not). You can email or phone a request to the NTC Librarian who will then obtain either a hard copy or PDF file of the article or the physical item if necessary. Fees may be charged to the student even if it is a scanned item.

### **OVERDUE FEES, LOST OR DAMAGED BOOKS**

A notice for overdue books will be emailed to you the day following the due date, so please check your NTC email regularly. Each overdue item will incur a fee of \$1 per day, which is payable at the Administration Office or directly to the Librarian. The overdue books need to be returned and the overdue fine paid within 7 days.

Failure to pay fines will bring an automatic loss of library borrowing privileges and computer access until the fine is paid in full.

If a library item is lost or damaged beyond repair, the value of the lost item will be charged to the student's account.

If a library item is damaged but can be repaired, please notify the library staff. *DO NOT ATTEMPT TO REPAIR THE BOOKS YOURSELF.*

### **DIRECTED STUDY**

Students taking modules of directed study may borrow books for a longer period. Please make the necessary arrangements with the Librarian.

### **PHOTOCOPYING / PRINTING**

Strict laws govern the photocopying or scanning of published material. Periodical articles may be copied for research or private study, provided only one copy is made. A notice outlining the copyright regulations is posted near the copier/printer and beside each computer in the library's study area.

A self-service copier/scanner is in the library for student use. Please consult the library or office staff if you are uncertain as to how to operate the machine. Printed sheets cost \$0.10 in black and white.

*NOTE:* items from the Rare Books Collection can only be copied by the Library staff.

### **LIBRARY WEB PAGE**

<https://ntcb-gnec.kari.opalsinfo.net/bin/home>

The library web page provides you with:

- Library information such as hours and staffing
- News/Events – Coming soon at NTC Brisbane Campus
- Full access to all resources in the library catalogue (OPALS)
- Access to the ebook religion collection (Ebscohost) ebook titles in OPALS (otherwise <https://search.ebscohost.com>)
- Useful web links for online references
- Web links for research, biblical studies, ministry, and theological sites through the pathfinders
- New items
- RSS News Feeds

## ONLINE JOURNAL DATABASES

### EBSCOHOST RELIGION & PHILOSOPHY DATABASE

EBSCOhost is a resource platform for anyone researching religious issues and perspectives, and almost all of them are available in full-text, full-image, text and graphics, or all three formats.

Instructions on how to access the EBSCOhost Religion & Philosophy database are available through the Librarian.

For off-campus access, click on the EBSCOhost link (<https://search.ebscohost.com>) on the eJournals page of the Library website. Email the library staff requesting login access.

### RELIGION & PHILOSOPHY COLLECTION & EBOOK COLLECTION

The *Religion and Philosophy Collection*<sup>™</sup> and Ebook Religion Collection are electronic resources available online for registered students, staff and faculty. To access, go to <https://search.ebscohost.com> and enter the NTC login details. To obtain the login details, contact the library staff. Patrons can bookmark the Ebscohost login page for future quick access.

*Religion and Philosophy Collection*<sup>™</sup> (RPC) is a comprehensive database covering topics such as theology, world religions, major denominations, biblical studies, religious history, church history, epistemology, political philosophy, philosophy of language, moral philosophy and the history of philosophy, etc. With nearly 300 full text journals and unparalleled coverage of the subject areas listed above, the *Religion & Philosophy Collection*<sup>™</sup> is an essential tool for researchers and students of theology and philosophical studies. Patrons are also encouraged to register to their respective State Library for online databases access.

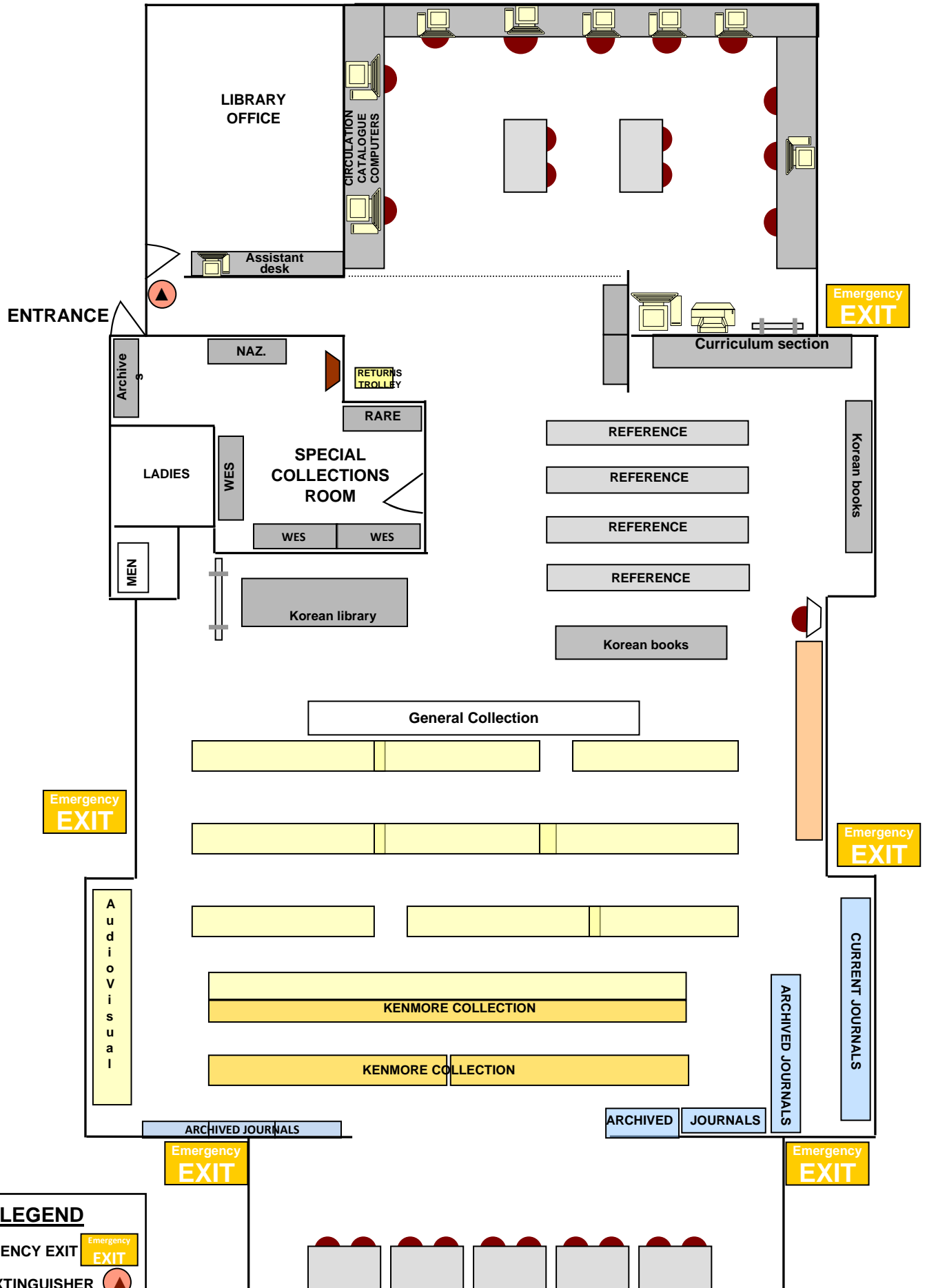
The Ebook Religion Collection give access to over 7,000 digital resources covering the broad disciplines connected with religion. NTC also buys ebooks which are accessible through Ebscohost.

## AULOTS

AULOTS is the Australasian Union List of Theological Serials. Patrons can search this list online to find journal titles published in Australia and New Zealand.

If you are looking for a specific journal title that NTC does not subscribe to, you can search AULOTS to find which library holds the title and what volumes they currently have. Visit <http://www.anzta.org/AulotsSearch.aspx>.

# LIBRARY LAYOUT



**LEGEND**

- EMERGENCY EXIT
- FIRE EXTINGUISHER
- ASSEMBLY POINT